




**A COMPLETE PHONICS RESOURCE
TO SUPPORT CHILDREN**

Teach reading: change lives

Parent workshop: Year 1 Phonics Screening Check





**A love of reading is the biggest indicator
of future academic success.**

OECD (The Organisation for Economic Co-operation and Development)



Terminology



Phoneme

Grapheme

Digraph

Trigraph

Blend

Segment































Adjacent consonant

Split digraph














Grow the code - alternative pronunciations



Grow the code grapheme mat Phase 2, 3 and 5

 s ss c se ce st sc	 t tt	 p pp	 n nn kn gn	 m mm mb	 d dd	 g gg	 c k ck cc ch	 r rr wr	 h
 b bb	 f ff ph	 l ll le al	 j jg dge ge	 v vv ve	 w wh	 x	 y	 z zz s se ze	 qu
 ch tch ture	 sh ch ti ssi si ci	 th	 ng	 nk	 a	 e ea	 i y	 o a	 u o-e ou

Grow the code grapheme mat Phase 2, 3 and 5

 ai ay a a-e eigh aigh ey ea	 ee ea e e-e ie y ey	 igh ie i i-e y	 oa o o-e ou oe ow	 oo ue u-e ew ou ui	yoo ue u u-e ew	 oo u* oul	 ar a*
 or aw au aur oor al a oar ore	 ur er ir or	 ow ou	 oi oy	 ear ere eer	 air are ere ear	zh su si	

*depending on regional accent





What your child has been taught so far

Your child has been taught most of Phase 5, they know:

- new graphemes for the Phase 2 and 3 sounds
- that the same grapheme can have alternative pronunciations.

The 'Grow the code' lessons support children with reading and spelling these alternative spellings.

Reading words

A this point in the year most children will be able to:

- blend in their heads: say the sound quietly in their head and then read the word out loud
- read many words automatically
- independently spot digraphs in words before reading
- begin to read with more fluency





Phonics Screening Check

This term we are preparing for the Phonics Screening Check







What is the Phonics Screening Check?

- a mandatory assessment administered to Year 1 children to gauge their phonics and decoding skills.
- It is **not** designed to create any stress or anxiety for your child.
- It assesses decoding skills using phonics.
- It consists of 40 words (20 real words, 20 'alien words').

If children do not achieve the required score in Year 1, they will retake the screening at the end of Year 2.

Section 1

sut	
yad	
dop	
uct	

Page 3 of 24

Section 1

shop
yell
peel
check

Page 9 of 24

How does the check work?


- Your child will sit with a member of staff that they know.
- They will be asked to read 40 words aloud.
- This takes just a few minutes to complete, but there is no time limit.
- If your child is struggling, the teacher will stop.
- It has been carefully designed not to be stressful for your child.

2023 national curriculum assessments

Key stage 1

Phonics screening check

Pupils' materials



'Alien words'



- The check will contain 20 'alien words'.
- The children will be familiar with alien words and will start to read them this term.
- Alien words assess children's decoding skills and are used in lessons for the purpose of preparing for the Phonics Screening Check **only**.
- Children cannot read these words by using their memory or known vocabulary, so they have to use their decoding skills. This is a fair way to assess their ability to decode.
- We teach children to only sound out and blend alien words – this is because we want them to be accurate - speedy doesn't always do it!
- The Phonics Screening Check will be administered in June.



Your child's reading journey Year 1 Phonics Screening Check

Your child has now learned most of the Year 1 phonics in *Little Wandle Letters and Sounds Revised* and will soon be preparing for the nationally required Phonics Screening Check, which will take place in June.

What is the Phonics Screening Check?

- The Phonics Screening Check is a quick check of your child's decoding skills.
- Your child will be asked to read 40 words – 20 are real words, 20 are known as 'alien words' (made-up words).

Why do the children read 'alien words'?

- Reading alien words checks children's decoding skills and knowledge of graphemes in a fair way – it mirrors what the children have to do when they read a word that they have not read before.
- Your child will not have seen the alien words before. They will have to use their knowledge of letters and sounds to work out how to read them.

How does the check work?

- Your child will be asked to read 40 words independently.
- The check has been designed to not put your child under stress. It will be carried out by a member of staff who knows your child well.
- It should only take a few minutes to complete, but there is no time limit.

Do I need to do anything to further support my child?

- Continue to listen to your child read their phonics books and read to them daily.
- Your child's teacher will let you know if any additional practice is needed.
- Always ask if you need any further support!

All for the love of reading

- Teaching children the skills of reading will increase their will to read. Children who love reading, choose to read.
- Reading develops children's vocabulary, understanding of the world and empathy.
- A love of reading is the biggest indicator of future academic success! To develop a love of reading, children must have the skills to read, which is why we teach them using phonics.





Reading at home

The most important thing you can do is read with your child




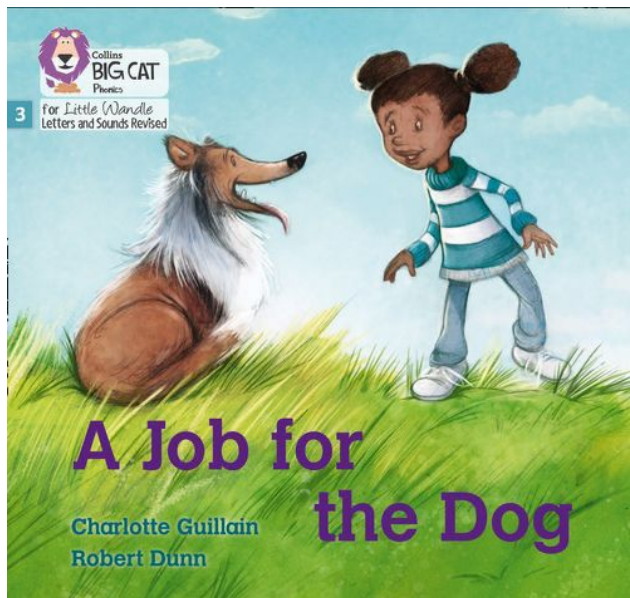
Reading a book and chatting had a positive impact a year later on children's ability to...

- understand words and sentences
- use a wide range of vocabulary
- develop listening comprehension skills.

The number of books children were exposed to by age 6 was a positive predictor of their reading ability two years later.




Books going home



Listening to your child read their phonics book

- Your child should be able to read their book without your help.
- If they can't read a word read it to them.
- Talk about the book and celebrate their success.



Read to your child



The shared book is for **YOU** to read:

- Make the story sound as exciting as you can by changing your voice.
- Talk with your child as much as you can:
 - Introduce new and exciting language.
 - Encourage your child to use new vocabulary.
 - Make up sentences together.
 - Find different words to use.
 - Describe things you see.



Supporting your child with phonics

Videos



**Phase 2 sounds taught in
Reception Autumn 1**



**Phase 2 sounds taught in
Reception Autumn 2**



**Phase 3 sounds taught in
Reception Spring 1**



How to say Phase 5 sounds



**Children are made readers
on the laps of their parents.**

— Emilie Buchwald (literary editor and author)

